




User Instructions for Drum Heaters and Insulating Blankets

EFH1002
Issue 5

GENERAL INFORMATION

Drum Heaters are thin, flexible electrical resistance heaters that may easily be wrapped and secured around drums, pails and tanks. They are made of silicone rubber-reinforced fiberglass cloth laminated around a nickel alloy circuit. This construction provides an even heat transfer, which keeps contents at proper handling or process consistency and limits scorching or degradation of sensitive contents (see Figure 1).

Figure 1. Drum Heater Installed on 55gal. Drum



INSTALLATION

⚠ WARNING

FIRE HAZARD

- Ensure proper Drum Heater model is used with drum application.
- Ensure Drum Heater is in full contact with the drum and is situated below drum contents level while in operation.

Failure to comply with these instructions could result in death or serious injury.

Compare the model number on the Drum Heater label (see Figure 2) on the Drum Heater you have purchased with the information in Table 1 to ensure proper application.

Although metal version Drum Heaters cannot be used on non-metal drums due to their higher temperature which will melt non-metal drums, non-metal version Drum Heaters may be used on metal drums. Note that the drum contents will heat at a lower rate due to the lower wattage.

Figure 2. Drum Heater Labels



⚠ WARNING

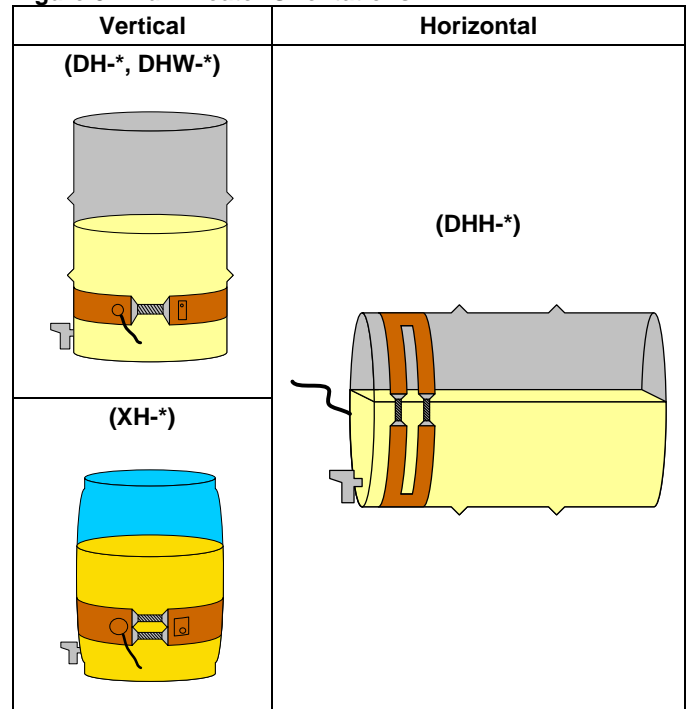
EXPLOSION/FIRE HAZARD

- Ensure drum to be heated is not sealed. It must remain open for expansion when heating.
- Ensure Drum Heater is not exposed to flammable chemicals or substances.

Failure to comply with these instructions could result in death or serious injury.

1. Place drum to be heated in its orientation (see Figure 3).

Figure 3. Drum Heater Orientations





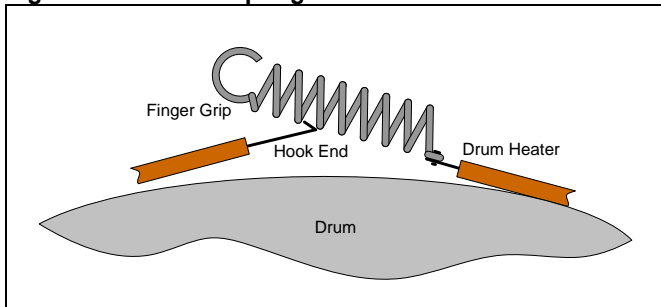
CAUTION

PRODUCT DAMAGE

- Ensure Drum Heater is not bent sharply while installing on drum.
 - Do not clamp Drum Heater in dented areas of drum
- Failure to comply with these instructions may result in product damage.**

2. Wrap the Drum Heater around the drum. Pull on the finger grip while placing a spring loop over the hook end as shown in Figure 4. The spring will compensate for about 0.5in. variation in drum size.

Figure 4. Hook and Spring Installation



NOTICE

More than one Drum Heater may be used on a single drum. Place them side by side and ensure that they do not overlap.

WIRING

⚠ WARNING

ELECTRIC SHOCK

Ensure qualified personnel wire and ground all Drum Heater applications and the electrical receptacle, including GFCI (Ground Fault Circuit Interrupter), in accordance with the National Electric Code (NEC) and local electric codes.

Failure to comply with these instructions could result in death or serious injury.

⚠ WARNING

FIRE HAZARD

Do not connect the Drum Heater to a higher voltage source than it is rated.

Failure to comply with these instructions could result in death or serious injury.

Depending on the model, wire or plug in the Drum Heater to its power source.

OPTIONAL INSULATING BLANKET

Insulating Blankets increase heating efficiency and reduce operating cost. See Table 3 for more information about our 55gal. drum Insulating Blankets.

OPERATION GUIDELINES

⚠ WARNING

FIRE HAZARD

- Ensure Drum Heater is protected from contents spillover.
 - Discontinue Drum Heater use if the drum becomes dented or empty.
 - Do not operate Drum Heater under conditions that result in temperatures higher than the recommended maximum.
- Failure to comply with these instructions could result in death or serious injury.**

Adjust the thermostat to the appropriate setting. The thermostat is full-range adjustable and limits the temperature of the Drum Heater itself, not the contents of the drum. Several factors affect the actual temperature of the drum contents, including thermostat setting, heater wattage, type of contents and ambient temperature. Multiple heaters may be needed for some applications.

Please contact Electro-Flex Heat, a Division of MCF, LLC, for assistance with specific applications.

Figure 5. Thermostat



MAINTENANCE

Periodically check the Drum Heater and drum to ensure:

- Drum Heater fits tightly against the container.
- Drum does not become too hot to the touch.
- Drum Heater does not become dirty or contaminated.

Drum Heaters and Insulating Blankets



Table 1. General Specifications

Characteristic	Value
Drum Heater material and construction	fully vulcanized fiberglass reinforced silicone rubber encapsulating a nickel alloy wire heating element
Maximum operating temperature	300°F
Maximum exposure temperature	400°F
Thermostat range: metal Drum Heaters (DH-*, DHW-*, DHH-*) non-metal Drum Heaters (XH-*)	50°F to 425°F 50°F to 160°F
Cord length	6ft.
Component approvals	UL, CSA
High-potential dielectric testing: 115V 230V	1250V 1500V
Serviceable parts	none

Table 2. Drum Heater Model Numbers* and Specifications

Model Number	Drum Material	Drum Position	Fits Drum Capacity/Dia. (gal./in.)	Total Wattage (W)	Voltage (V)	Adjustable Thermostat (°F)	Cord Termination	Length/Width (in.)
DH-5-115-TS	metal	vertical	5/11.25	300	115	50 to 425	3-prong plug	30/3
DH-15-115-TS	metal	vertical	15/14.25	500	115	50 to 425	3-prong plug	35.88/3
DH-30-115-TS	metal	vertical	30/18.25	750	115	50 to 425	3-prong plug	52.50/3
DH-55-115-TS	metal	vertical	55/22.5	1000	115	50 to 425	3-prong plug	64.50/3
DHW-5-115-TS	metal	vertical	5/11.25	450	115	50 to 425	3-prong plug	30/4
DHW-15-115-TS	metal	vertical	15/14.25	750	115	50 to 425	3-prong plug	35.88/4
DHW-30-115-TS	metal	vertical	30/18.25	1100	115	50 to 425	3-prong plug	52.50/4
DHW-55-115-TS	metal	vertical	55/22.5	1500	115	50 to 425	3-prong plug	64.50/4
DH-55-115	metal	vertical	55/22.5	1000	115	none	3-prong plug	64.5/8
DHH-55-115-TS	metal	horizontal	55/22.5	500	115	50 to 425	3-prong plug	65.50/8
XH-5-115-TS	non-metal	vertical	5/11.25	300	115	50 to 160	3-prong plug	29/6
XH-15-115-TS	non-metal	vertical	15/14.25	370	115	50 to 160	3-prong plug	38.5/6
XH-30-115-TS	non-metal	vertical	30/18.25	590	115	50 to 160	3-prong plug	51/6
XH-55-115-TS	non-metal	vertical	55/22.5	750	115	50 to 160	3-prong plug	64/6
DH-5-230-TS	metal	vertical	5/11.25	300	230	50 to 425	none	30/3
DH-15-230-TS	metal	vertical	15/14.25	500	230	50 to 425	none	35.88/3
DH-30-230-TS	metal	vertical	30/18.25	750	230	50 to 425	none	52.50/3
DH-55-230-TS	metal	vertical	55/22.5	1000	230	50 to 425	none	64.50/3
DHW-5-230-TS	metal	vertical	5/11.25	450	230	50 to 425	none	20/4
DHW-15-230-TS	metal	vertical	15/14.25	750	230	50 to 425	none	35.88/4
DHW-30-230-TS	metal	vertical	30/18.25	1100	230	50 to 425	none	35.88/4
DHW-55-230-TS	metal	vertical	55/22.5	1500	230	50 to 425	none	64.50/4
DHH-5-230-TS	metal	horizontal	55/22.5	500	230	50 to 425	none	65.50/8
XH-5-230-TS	non-metal	vertical	5/11.25	300	230	50 to 160	none	29/6
XH-15-230-TS	non-metal	vertical	15/14.25	370	230	50 to 160	none	38.5/6
XH-30-230-TS	non-metal	vertical	30/18.25	590	230	50 to 160	none	51/6
XH-55-230-TS	non-metal	vertical	55/22.5	750	230	50 to 160	none	64/6

Drum Heaters and Insulating Blankets



DRUM HEATER/INSULATING BLANKET SETS

Selected 55gal. Drum Heaters are available with an Insulating Blanket (see Table 3). Our Insulating Blankets are constructed of bulk fiberglass insulation covered with silicone glass cloth on both sides. Velcro fastening devices make installation easy.

Table 3. Drum Heater/Insulating Blanket Sets

Model Number	Fits Drum Size (gal.)	Drum Material	Wattage (W)
IB-55	55	metal	none
BXH-55-115-TS	55	non-metal	750
BXH-55-230-TS	55	non-metal	750
BH-55-115-TS	55	metal	1000
BH-55-230-TS	55	metal	1000
BHW-55-115-TS	55	metal	1500
BHW-55-230-TS	55	metal	1500

WARRANTY AND LIMITATION OF REMEDY AND LIABILITY

Electro-Flex Heat, a Division of MCF, LLC (hereafter referred to as “Electro-Flex Heat”) warrants its products against defects in material and workmanship for at least one (1) year from the time of delivery, provided such product is properly applied, used and maintained. **Electro-Flex Heat** does not warrant any product against damage from corrosion, contamination, misapplication, improper specification or wear and tear and operational conditions beyond **Electro-Flex Heat’s** control. The terms of this warranty are the exclusive terms available to buyer and to any other person or entity to which products are transferred during the period of this warranty. No person has authority to bind **Electro-Flex Heat** to a presentation or warranty other than this express warranty.

Electro-Flex Heat shall not be liable for incidental or consequential damages resulting from use of the products whether a claim for such damage is based upon warranty, contract, negligence or other cause of action. Should any product fail while subject to this warranty, such product shall be repaired or replaced, at **Electro-Flex Heat’s** option, at no charge to buyer or to any other person or entity to which product is transferred during the period of this warranty. **Electro-Flex Heat** must be notified of the alleged failure of the product within thirty (30) days of such event and advanced authorization for repair or replacement must be obtained in writing from **Electro-Flex Heat**.

THIS WARRANTY IS MADE EXPRESSLY IN LIEU OF ALL OTHER WARRANTIES, EXPRESS OR IMPLIED, INCLUDING WITHOUT LIMITATION, ANY WARRANTY ARISING FROM A COURSE OF DEALING OR USAGE OF TRADE, AND ALL OTHER SUCH WARRANTIES ARE SPECIFICALLY EXCLUDED. THE CORRECTION OF ANY DEFECT IN OR FAILURE OF PRODUCTS BY REPAIR OR REPLACEMENT TO THE EXTENT SET FORTH ABOVE, SHALL BE Electro-Flex Heat’s LIMIT OF LIABILITY AND THE EXCLUSIVE REMEDY FOR ANY AND ALL LOSSES, DELAYS OR DAMAGES RESULTING FROM THE PURCHASE OR USE OF THE PRODUCTS. IN NO EVENT SHALL Electro-Flex Heat BE LIABLE FOR SPECIAL, INDIRECT, INCIDENTAL OR CONSEQUENTIAL DAMAGES. Electro-Flex Heat SHALL NOT BE LIABLE FOR, BUYER AND ANY OTHER PERSON OR ENTITY TO WHOM PRODUCTS ARE TRANSFERRED DURING THE PERIOD OF THIS PERIOD OF THIS WARRANTY ASSUMES RESPONSIBILITY FOR, ALL PERSONAL INJURY AND PROPERTY DAMAGE RESULTING FROM OR RELATED TO THE HANDLING, POSSESSION OR USE OF PRODUCTS AND PRODUCTS MANUFACTURED AND SOLD BY Electro-Flex Heat HEREUNDER.

Electro-Flex Heat IS NOT LIABLE FOR LABOR COST INCURRED IN REMOVAL, REINSTALLATION, OR AUTHORIZED REPAIR OF THE PRODUCT OR FOR DAMAGE OF ANY TYPE WHATSOEVER, INCLUDING INCIDENTAL OR CONSEQUENTIAL DAMAGE.

USERS ARE RESPONSIBLE FOR THE SUITABILITY OF THE PRODUCTS TO THEIR APPLICATION. PRICING IS F.O.B.



13185 Nevada City Avenue
Grass Valley, CA 95945
Phone: 530-477-5011
Fax: 530-477-6507
www.electroflexheat.com

EFH1002, Issue 5
November 2017
©2017 Electro-Flex Heat, a Division of MCF, LLC

